

3rd through 6th grade

2010  
COED TEAMS

NEW YORK  
PENNSYLVANIA

*"THE NYPENN ENTITY"*



AwanaGames™  
Official Rules and Regulations



# **AwanaGames™**

## **Official Rules and Regulations**

©2002 Awana Clubs International  
1 East Bode Road • Streamwood, IL 60107-6658  
[www.awana.org](http://www.awana.org) • (630) 213-2000  
Awana Youth Association Canada  
178 Highway 20 W. • Fonthill, Ontario L0S 1E0 Canada  
Awana Clubs International Australia  
1000 Old Windsor Road • Parklea, N.S.W. 2155 Australia  
All rights reserved. Printed in U.S.A. The text and images of this web site  
may not be copied for distribution in any way, directly or indirectly, without  
express written permission from Awana Clubs International unless otherwise  
stated or granted.

*UPDATED 8/18/08 by the National Events Committee  
Marlin Fuller, Donna Fuller, Dean Birdsall,  
Nancy Herr, Don Isaacs, Betty Pycraft*

## **INTRODUCTION**

This manual is designed for team coaches, circle directors, and judges who will participate in an authorized AwanaGames meet for third- through sixth-graders.

### ***AWANAGAMES—A GROWING GIANT***

The first official games competition was held in Chicago in 1955—for boys only. About 120 boys, representing four churches, participated. The next year, the girls insisted on a meet of their own. AwanaGames meets are now held around the world. This unique ministry to boys and girls—and their parents—has grown tremendously over the years, and potential for future growth is practically unlimited.

### ***AUTHORIZATION OF AWANAGAMES MEETS***

All AwanaGames meets must be authorized by an event specialist, or Awana Outreach Missionary. If several registered churches with Awana clubs are interested in conducting an AwanaGames meet in an area where none is scheduled, they should contact their area Awana Outreach Missionary or area event specialist.

### ***ORGANIZATION OF AWANAGAMES MEETS***

Coed teams are constituted as follows:

#### ***Maximum of 14 players***

#### ***Minimum of 10 players***

No more than half of the team can be 5<sup>th</sup> and 6<sup>th</sup> graders. *The only exception for example is if you come to the event with an odd number, such as 13 players. In that case you would be allowed to have seven 5<sup>th</sup> and 6<sup>th</sup> graders and six 3<sup>rd</sup> & 4<sup>th</sup> graders.*

Teams must have a minimum of five boys and five girls.

The number of circles used in a meet, the organization of the meet and the assignment of teams depends on the number of teams competing and the size of the facility. The AwanaGames event specialist has final authority to allocate space available for coed teams and to set registration requirements.

## **REGISTRATION PROCEDURES**

### ***REQUIREMENTS***

1. Only currently registered churches are authorized to compete in an AwanaGames meet.
2. The AwanaGames registration form, accompanied by a registration fee, is required. The fee covers part of the operating costs of the AwanaGames. All game equipment is provided, except bands for the Three-legged Race. Until the registration fee is paid, a team cannot be officially registered. Teams are accepted on a “first-come, first-paid” basis. No refunds will be issued to teams withdrawing their registration.

### ***PROCESSING REGISTRATIONS***

Completed registrations will be accepted according to the order in which they are received. When all team lines on all circles available for the AwanaGames meet have been filled, additional team registrations will be accepted only on a “standby” basis. Such teams will be notified accordingly.

All teams accepting a “standby” position are expected to practice as if they were an accepted team. They must also be ready to participate if notified at least 24 hours before the meet. If a standby team is unable to participate when notified of acceptance, it loses its registration fee. Standby teams that are not asked to replace another team will be refunded the full registration fee following the AwanaGames meet.

### ***TEAM ASSIGNMENTS***

The procedure for team assignments to a particular team line/color on a particular circle (where there is more than one circle) will be specified prior to the meet.

### ***QUALIFICATIONS OF TEAM MEMBERS***

1. All clubbers in 3rd and 4th grade who have not reached their 11th birthday by September 1st prior to the meet may participate. All clubbers in 5th and 6th grade who did not reach their 13th birthday by September 1st prior to the meet may participate.
2. All team members must have passed 10 sections this current club season.
3. If short of players, Sparkies may be substituted for 3rd/4th graders. Third-fourth graders may be substituted for 5th/6th graders respectively. The reverse is not allowed.
4. Teams may register for only one AwanaGames meet.

## **GENERAL INFORMATION**

### ***AWANA GAMES RECORDS***

Officials at each area AwanaGames meet may keep their own accurate time records to the 100th of a second for each timed event. Times kept by less than two timers will not be considered official. These records are kept only at the local level.

### ***AWANA GAMES AWARDS***

Individual AwanaGames awards are given to all team members and coaches.

### ***GOOD SPORTSMANSHIP***

An important aspect of the Awana youth program is teaching good sportsmanship. Whether we win or lose is not as important as putting forth our best effort. Maintaining a friendly attitude at all times demonstrates that Christ can give peace and victory in every circumstance. No coach should destroy a Christian testimony by even one moment's display of poor sportsmanship.

Being a winner for the Lord is more important than winning AwanaGames. We encourage all team coaches to enthusiastically motivate their team. However, one should not mistake enthusiasm for unsportsmanlike outbursts. Officials in all sports make "wrong calls," but our officials are trained, devoted, impartial, born-again volunteers who do their best to officiate according to AwanaGames rules.

AwanaGames affords boys and girls an opportunity to display a charitable spirit under the pressure of competition. Hundreds of unsaved people may be observing. We need to watch our actions, and all coaches should remind themselves and their team that our testimony for Christ is of utmost importance.

*Sportsmanship points (one point per event) will given to the teams. However, these points can be lost if unsportsmanship behavior is exhibited. All 10 Sportsmanship points will be put up on the scoreboard prior to the start of the AwanaGames event.*

### ***INSURANCE***

**Awana does not carry insurance covering team members.** All churches **must** insurance information for church-sponsored activities so they can supply their own protection. The coach **must** have in his/her possession on the gym floor a permission slip signed by a parent of each player stating "emergency treatment may be given if necessary."

Extra players brought by a team on a "standby basis," as well as those recruited from the stands, to fill in short teams **must** have permission slips before they can participate.

### ***ROSTER SHEET***

The team roster sheet, showing name, age, grade in school, and date of birth of each player, must be prepared by the team coach and submitted to the area event specialist prior to the meet, according to the schedule set by the specialist.

### ***TEAM OUTFITS***

Coaches are responsible to be sure that uniforms are respectable and in keeping with Christian standards of dress. Gym shoes must be worn by everyone on the playing floor. This includes coaches, judges, circle directors, and team members.

Team coaches should wear either the Awana uniform or the special uniform chosen for their team. Awana T-shirts, which may be purchased from Awana headquarters, give a team a good appearance on the floor.

### ***PROMOTING INTEREST IN AWANAGAMES***

A good cheering section goes a long way toward helping a team win! The AwanaGames meet is an enthusiastic introduction to people who have not had any previous contact with Awana.

Here are some suggestions for encouraging spectators to attend:

1. AwanaGames should be promoted at club meetings. Clubbers not selected for the team can encourage the team to victory by attending the meet and cheering for friends on the team. Clubbers not on the team should be made to feel as much a part of the AwanaGames as team members.
2. AwanaGames should be promoted at Sunday School. Many boys and girls who don't attend club, as well as adults who are unfamiliar with Awana, would attend an AwanaGames meet if invited. Use skits or other interesting methods to give announcements.

3. AwanaGames should be promoted in church. The Pastor can do much to encourage support of AwanaGames club teams in the weekly church bulletin and in his announcements.
4. AwanaGames should be promoted to parents. People who have never seen an AwanaGames meet may need an extra push to get them there the first time. A visit or a letter may be all they need.
5. AwanaGames should be promoted in the neighborhood. An article announcing the team's participation in the area AwanaGames may be written for a local newspaper. Radio and TV interviews can often be arranged.

## **AWANAGAMES DAY SCHEDULE**

### ***ARRIVAL TIME***

As announced at your coaches meeting and confirmed in your confirmation communication. A general guideline would be for teams to arrive about 45 minutes prior to the starting time of the event and be on their team line about 30 minutes prior to the start of the event.

### ***CIRCLE AND TEAM LINE LOCATIONS***

- Ø No running on the circle or practicing is permitted before the meet begins.
- Ø Teams will help reduce congestion if they go to their assigned location and stay there.

### ***MEETING AWANAGAMES OFFICIALS***

The line judges and circle director will give last-minute instructions to team coaches and lead in prayer. Team coaches will be given opportunity to ask last-minute questions of officials before the meet begins. This is not a time for events to be explained – this was done weeks earlier at the coaches meeting.

### ***FLAG CEREMONY***

All team members should be instructed before the meet to face the flag during the ceremony and to place their hands on their heart at the given signal.

### ***MEMORY VERSES***

All AwanaGames personnel—including circle directors, judges, scorekeepers, and coaches—should be prepared to recite 2 Timothy 2:15 in unison in the King James Version with all team members at the close of the flag ceremony.

Teams should review this verse for several weeks to give them confidence for reciting in front of spectators.

### ***GOSPEL PRESENTATION***

A brief gospel message is given where unsaved parents and friends (as well as team members) are confronted with the plan of salvation. **This is a central focus of the meet**, since many parents, relatives and friends who might never attend a church-based Awana function may have their only opportunity to hear the gospel. It is most commonly done just prior to the start of the events, or at a “halftime” break during the event.

Recognition may also be given to clubbers for outstanding achievements.

Coaches should instruct team members to sit quietly without talking or whispering during the message and recognition time. Players are not permitted to leave their team line.

## **AWANAGAMES PERSONNEL**

### ***CHAIN OF COMMAND ON EACH CIRCLE***

Team members should ask questions only of their coach. If the coach has a question or comment, he/she speaks only to the judge on his/her team line. If the judge cannot answer the question satisfactorily, he consults the circle director. **The circle director's decision is final. Unless requested by the circle director, no coach is allowed on the game floor to consult him at anytime.**

### ***AWANAGAMES SPECIALIST***

He oversees the entire operation from planning through team registrations to supervision of the AwanaGames meet under the direction of the Outreach Awana Missionary.

### **CIRCLE DIRECTOR**

Is responsible for:

- | Coaches meeting at start of meet
- | Circle operation after official start
- | Declaring reruns
- | Indicating event winners
- | Coordination and ultimate responsibilities of judges
- | Scorekeepers' activities
- | Timers' activities
- | Final word on all matters not covered in written rules

### **OFFICIAL STARTER**

He gives the starting signal for all circles at beginning of most events or heats.

### **JUDGES**

In each circle, four trained officials, who are familiar with all AwanaGames events, rules governing each, and how to resolve tie events, tie heats, or tie score, assist the circle director in watching for false starts, broken rules, fallen pins, interference, etc.

### **OFFICIAL SCOREKEEPERS**

Two individuals for each circle record the scores for each event as reported by the circle director. Additional helpers can post these scores where they are visible to the spectators.

### **OFFICIAL TIMERS**

In each circle, two timers are responsible for using stopwatches to time the first-place winner in each timed event. A minimum of two timers per circle must be used to establish records.

### **TEAM COACHES**

A coach is selected from within each club. Only two coaches per team are allowed on the floor during the meet. Team should have one male and one female coach, but two male or two female coaches will be allowed. Team coaches are **not** permitted in the playing area at any time during the AwanaGames meet. They must give directions from the sidelines only, out of the way of players and judges.

1. Coaches may ask their line judge to review a decision with the circle director.
2. A coach may be asked to leave the floor when the circle director considers it necessary.
3. All coaches are advised and encouraged to attend the AwanaGames coaches' training session.

**Coaches or a coaches representative attending the coaches training session will earn a total of one additional point for their team. (Maximum is one point per team).**

4. All coaches must remain behind their team line at all times while AwanaGames events are in progress.

### **GENERAL RULES/DEFINITIONS**

Arranged alphabetically for quick reference

#### **ADHERENTS**

No adherents are permitted on gym shoes, including everything from professional adherents to wet cloths. No cloths will be allowed on the gym floor. Violators will be disqualified. The best safety measure is a good pair of gym shoes with a clean tread.

#### **BALLOONS**

Nine to eleven inch balloons are inflated to about eight inches in diameter.

#### **CENTER BEANBAG**

In game events that finish in the middle of the circle, and which have second place, a beanbag is placed on the intersection of the two diagonal lines with the center pin on top of it. At the conclusion of the event or heat, second-place points are awarded the team of the player who has possession of the center beanbag (see *General Rules* "Possession").

***CENTER PIN (WILL BE USED AT SOME NYPENN AWANAGAMES EVENTS – SAME AS LAST YEAR)***

In events that finish in the middle of the circle, a game pin is set at the intersection of the two diagonal lines. (It is placed on top of the center beanbag when first and second place points are to be awarded.) First place points are awarded the team whose player has possession of center pin at end of the event or heat (see General Rules “Possession”).

***CIRCLE PINS***

(See Game Circle Diagram) All circle pins must be passed with both feet outside the circle in all running events. No jumping of pins is allowed. If a pin has fallen, that point on the circle normally marked by the pin must be passed with both feet outside the circle pin as if the pin were in its proper place. (Runners may cut inside the circle between circle pins, but they must be outside the circle at each pin.) Anyone knocking over a circle pin during a game disqualifies his team for that event or heat.

***DISQUALIFICATION***

A team may be disqualified by the circle director and/or judges at any time during an event for one or more of the following reasons:

1. Unnecessary roughness or other poor conduct.
2. Knocking over a circle pin
3. Causing interference to other participants.
4. Player participating in more than the allowed number of events (See General Rules “Participation”)
5. Breaking other game rules not listed here, but described elsewhere in this book.
6. Play which is not according to the spirit of the game. (see General Rules “Spirit of the Game”)
7. Teams are not disqualified if a player steps outside of the game square during a running event.

Coaches should instruct team members to go all the way into the center for each event—no matter how hopeless it may seem—because the apparent winners may have been disqualified.

***FALSE START***

The circle director and judges will call a “false start” when action is started in an event before the starting signal. The event in that circle is brought to a halt as rapidly as possible and then restarted by the circle director. Two false starts in one event or heat by a single team disqualifies that team for that event or heat. The remaining teams will be restarted.

***FLOOR MARKINGS***

Lines are marked on the floor with tape. The width of the tape provides a margin for error in games which use tape boundaries. If any player’s foot protrudes beyond the tape in these games, his team will be disqualified for that event or heat.

***INTERFERENCE***

The circle director and judges may declare “interference” if, in the opinions of these officials, a team’s fair chance of winning is impaired by something other than normal breaks and hazards of the game. This includes hampering of teams’ or players’ progress by someone other than players participating in a particular event or heat, such as officials, spectators, coaches, and nonparticipating players of opposing teams. When a team member or coach causes interference, his team will be disqualified from that event. Interference may also be called when players’ progress is hindered by foreign matter or water on the floor. When interference is called, the circle director may declare a rerun.

***PARTICIPATION***

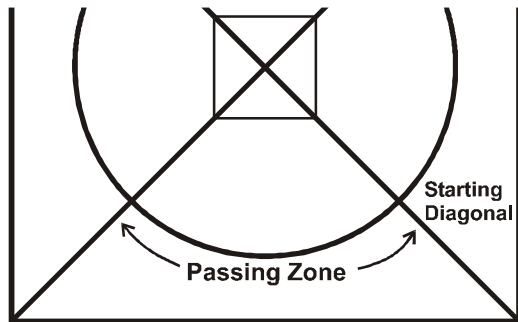
Each team member must play in a minimum of two and a maximum of no more than six events. No contestant may compete in more than one of the four long-distance and short-distance running events. For instance.....

- Ø Sprint Relay runners cannot participate in Sprint Race, Marathon Relay, or Marathon Race.
- Ø Sprint Race runners cannot participate in Sprint Relay, Marathon Relay, or Marathon Race.
- Ø Marathon Relay runners cannot participate in Sprint Relay, Sprint Race, or Marathon Race.
- Ø Marathon Race runners cannot participate in Sprint Relay, Sprint Race, or Marathon Relay.

### **PASSING ZONE**

In all relays, the baton must be passed within that section of the circle contained within the team zone assigned to each team (see Diagram). Passing the baton in any other zone—including passing it over a starting diagonal—disqualifies that team for that event.

#### **Passing Zone Diagram**



### **PASSING RULE**

**This rule applies to the Sprint Race, Sprint Relay, Marathon Race, Marathon Relay and Three-Legged Race.** If runner is touched by a hand (not by a baton) he/she **must** move to the right to allow the faster team to pass. Failure to move when touched may result in disqualification.

### **POSSESSION**

In events using the center pin and center beanbag to determine winners, the player must have possession of the center pin or center beanbag to be awarded points at the end of the event/heat. Touching the center pin or beanbag is not enough, except in the Three-legged Race where this rule does not apply. However, if the player who has possession of the center pin or center beanbag has been disqualified, the next player into the center will receive points (see *General Rules* "Winner of an Event").

### **PRACTICES**

In preparing for the AwanaGames, practices are recommended.

### **RERUN**

A rerun of an event or heat will be held for interference calls. A rerun is also in order when, in the opinion of the circle director and judges, the awarding of points cannot be determined fairly.

A team will not be allowed to participate in the rerun if:

1. Any of its members were the cause of an interference call, **or**
2. The team had already been disqualified for a violation previous to an interference call or other situation requiring a rerun (see *General Rules* "Interference").

In the rerun of the Marathon Race, new runners may participate.

### **SCORING**

The scoring for each event is stated in the game rules. The circle director determines who the winners are and reports to the scorekeepers. Players should not leave the circle or set down the center pin or beanbag until the circle director has determined their team standings.

### **SCORING PINS (WILL BE USED AT SOME AWANAGAMES EVENTS – SAME AS LAST YEAR)**

Game pins set at the five-foot mark which are to be touched by player's hand(s), which may be used in lieu of center pin and center beanbag. When scoring pins are used this eliminates the possession rule.

### **SPIRIT OF THE GAME**

When a team deliberately stretches existing rules to play a game differently from that planned by the national event team, the spirit of the game has been violated. The circle director and judges will declare the team disqualified for that event or heat, even though the team may have followed the letter of the rules as written.

### **STARTING DIAGONAL**

(See Diagram) Events which are run around the circle will be started with the player outside the circle and behind the starting diagonal for his team color. All running events are run in a counterclockwise direction.

### **STARTING SIGNAL**

When each team is ready, the judge on that line signals the circle director. When all judges in a circle have indicated their teams are ready, the circle director signals the official starter. When all circle directors have signaled, the official starter will start the event.

### **TAG RULE**

**NOT IN EFFECT FOR ANY EVENT IN 2010. USING PASSING RULE ONLY.**

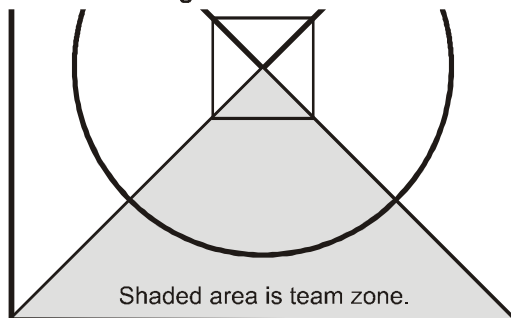
### **TEAM LINES**

Red, blue, green, and yellow lines forming a square outside the circle give team boundaries. Team members not participating in an event must stay seated behind these lines.

### **TEAM ZONE**

The triangle within the square, bounded by the team line and the two diagonal lines, forms the team zone.

**Team Zone Diagram**



### **TIE GAME (EVENT)**

When two teams, in the decision of the circle director, gain possession of the center pin or center beanbag or touch the scoring pin at the same instant (or have equal units at the completion of the Beanbag Grab), a tie is declared. Available points are divided equally between the tied teams. If it is a tie for first place in a game having second place, first- and second-place points are added together and split, eliminating second place. If it is a tie for second place, second-place points are split. Should this result in a half-point, the half-point is set aside until the end of all events and is used to break a final tie.

### **TIE SCORE**

When two or more teams are tied after the end of the last event, the tie will be resolved by a full team heat of Beanbag Relay.

### **WINNER OF AN EVENT**

The circle director declares the winner(s) of each event. He will consult with the judges to determine the winner. Players must hold the center pin or center beanbag until the circle director indicates which teams have won. If the player holding the center pin has been disqualified, the player with possession of the center beanbag will receive first-place points. If the circle director can determine the third-place player, that player will be awarded second-place points. If the player with the center beanbag is disqualified, the circle director will award second place to the third-place player. Where it is not possible for the circle director to determine the winner, he may call for a rerun.

# AWANAGAME EVENTS COED TEAMS

## EVENT 1 — BEANBAG RELAY

10 to 14 players - three heats

Heat 1 - Five girls (4 throws)

Heat 2 - Five boys (4 throws)

Heat 3 - Team Heat consisting of five girls and five boys (9 throws)

**Scoring:** Heat 1 & 2: 1st place - three pts per heat; 2nd place - one point per heat.  
Heat 3: 1<sup>st</sup> place - four pts.; 2<sup>nd</sup> place - two points

**Equipment:** four circle pins, one beanbag per team, center pin/center beanbag or four scoring pins.

One player standing in the game leader box (see Diagram) acts as a game leader for this event. This player needs to be a girl in odd years and a boy in even years. He/she may stand or move about anywhere in this box, but must have one foot in this box whenever he/she is throwing or catching the beanbag. (He/she may lift the foot which is in this box, but will be disqualified if it passes through the imaginary plane extending upward from the lines which form the box.)

The other players stand with both feet along the circle as shown in diagram. These players may not step inside the circle at any time during this event. Players must stay in order. No "trailers" are allowed. A strip of tape four feet to the right of each circle pin marks an area that must be kept clear for the game leader of the neighboring team when he/she runs to the center. Interference will be called if a neighboring team gets in the way of a game leader running into the center.

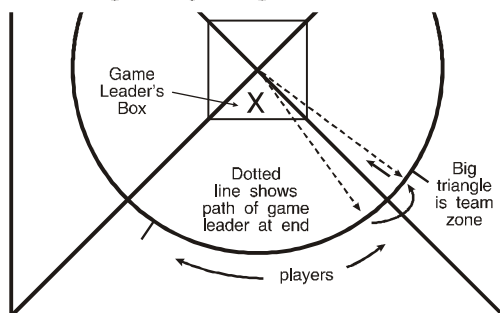
At starting signal, the game leader throws the beanbag to the player to his/her right (farthest from his/her team's starting diagonal). Player number 1 catches it and throws it back to the game leader, who throws it to player number 2. Play continues until all players on the circle have received the beanbag from the game leader and returned it. When the game leader receives the beanbag from the last player

number, he/she runs around his/her own circle pin and towards the center (see diagram) to score. The game leader must run around the pin without touching another player. He/she must retain possession of the beanbag to win this event. If players miss or drop the beanbag, it can be retrieved by any of the players, providing they do not step inside the circle or outside their team zone. However, the bag must be thrown to the game leader by the player who missed or dropped it. A player may lift his/her foot, but will be disqualified if it passes through the imaginary plane extending upward from the line.

Bags landing inside the circle and within the team zone may be retrieved by the game leader, but he/she must then step back into game leader box before resuming play. If a team's beanbag goes out of the team zone, the team will be disqualified. No player should attempt to retrieve a beanbag that has gone into a neighboring team zone.

If game is played with less than required number of players, some players will need to repeat a throw, however, no player may throw the bag more than twice with the exception of the game leader. There is no penalty throw if less than required number of players for a heat.

**Beanbag Relay Diagram**



Minimum number in heat one is three girls.  
Minimum number in heat two is three boys.  
Minimum number in heat three is six players.

## EVENT 2 — SPRINT RELAY

Three girls (one lap each) - one heat

Two 3<sup>rd</sup>/4th graders & one 5<sup>th</sup>/6th grader

**Scoring:** 1st place - four points  
2nd place - two points

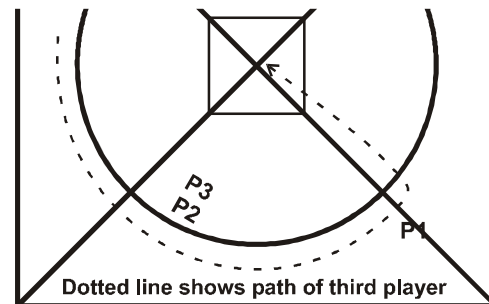
**Equipment:** four circle pins, one baton per team, center pin/center beanbag or four scoring pins.

The first runner—with the baton—starts outside the circle, just behind the starting diagonal (P1 in Diagram). The other two runners wait inside their circle within their team zone (P2 and P3 in Diagram 5). At starting signal, the first runner goes around the circle and passes the baton to the second runner. The baton must be completely passed within team passing zone (see *General Rules* “Passing Zone”), or the team is disqualified. The second runner runs one lap and passes the baton to the third runner. When runners have completed their laps, they must leave to the right, away from the circle. The third runner runs one lap, goes around team circle pin, towards the center to finish. The winners must retain possession of baton when they grab the center pin, center beanbag, or touch their scoring pin with hand(s) to be awarded points. Contestants who knock over a circle pin are disqualified. Dropped batons may be picked up

and play resumed unless the baton has gone outside the game square which is a disqualification.

Passing rule applies. Tag rule does not apply. Contestants should continue running even though someone tags or passes them. (see General Rules “Passing Rule”)

**Sprint Relay Diagram**



## EVENT 3 — BEANBAG BONANZA

10 players; two heats

Heat #1 - five girls

Heat #2 - five boys

**Scoring:** 1st place - four points  
2nd place - two points

**Equipment:** Four circle pins, center pin, center beanbag, one colored bag, and one striped beanbag per team.

The colored beanbag is placed in the center of each team center triangle. The five players line up on their circle line. Player #1 holds the striped beanbag in his/her hand. At the starting signal, player #1 (the player farthest from the starting diagonal) runs into the team center triangle, switches the striped beanbag for the colored beanbag, runs back to circle line, and hands the colored bag to player #2. Player #2 runs into the team center triangle and switches the colored beanbag back for the striped beanbag, returning to circle line to hand striped beanbag to player #3, who repeats the action. Play continues until player #5 switches the bags. He/she then hands his/her bag to player #1, and play continues for a second round. Each player will run into the circle two times. The second time player #5 goes in, he/she does not switch the bags; rather, he/she runs toward the center of the circle for the center pin/center beanbag or touching their

scoring pin with hand(s) to finish.

No player may step over the circle line until he/she is handed the bag from the previous player. However, if the player does step over the line prior to receiving the bag, he/she must return behind the circle line with both feet before entering the center triangle to place the beanbag down. **Failure to return behind the circle line disqualifies team.** The beanbag must be **placed**, not tossed, within the triangle.

Each time a bag is **placed** in the triangle, no part of the bag may be outside the triangle, or the team will be disqualified. If the bag or participant enters another team zone, that team will be disqualified. When a player returns from **placing** the beanbag in the triangle, he/she must **hand** the beanbag just picked up to the next player. Players stand an arm's length apart. No bunching or rotating is allowed.

#### **EVENT 4 — THREE-LEGGED RACE**

Four runners - two heats

Heat 1 - two 3<sup>rd</sup>-4<sup>th</sup> grade girls

Heat 2 - two 5<sup>th</sup> & 6<sup>th</sup> grade girls

Heat 3 - two 3<sup>rd</sup> & 4<sup>th</sup> grade boys

Heat 4 - two 5<sup>th</sup> & 6<sup>th</sup> grade boys

**Scoring:** 1st place - four points each heat  
2nd place - two point each heat

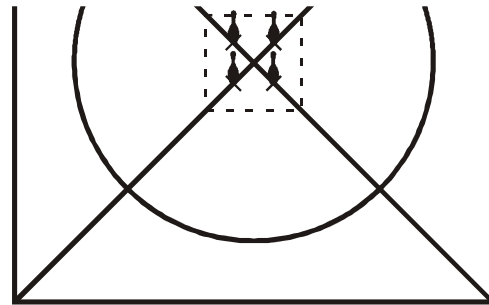
**Equipment:** four circle pins and a special scoring pin on the five-foot mark on the diagonal line for each team (see Diagram). Teams must furnish their own three-legged bands (available through the *Awana Supply Catalog*).

Behind the team color line the coach must securely band the right ankle of one player to the left ankle of another. Each pair starts outside the circle, behind the starting diagonal. At starting signal, the two players run as a pair for two full laps around the circle. Contestants complete race by going around their team circle pin and into the center to touch **with hand(s)** their scoring pin. A team is disqualified for the heat if the pair knocks over a circle pin or if the ankle band comes apart. If any team member falls to the floor, that team is not disqualified unless the pair is passed or tagged by contestants from another team. The first team to touch its scoring pin **with hand(s)** wins that heat.

Passing rule applies. Tag rule does not apply.

Contestants should continue running even though someone tags or passes them. (see General Rules "Passing Rule")

**Three-legged Race Diagram**



#### **EVENT 5 — SPRINT RACE**

Two runners - two heats (three laps each)

Heat #1 – one 3<sup>rd</sup>/4<sup>th</sup> grade girl

Heat #2 – one 3<sup>rd</sup>/4<sup>th</sup> grade boy

**Scoring:** 1st place - four points  
2nd place - two points

**Equipment:** four circle pins, center pin/center beanbag or four scoring pins.

The runner stands outside the circle, just behind the starting diagonal. At starting signal, team player runs three entire laps around the circle, and then goes around player's own circle pin, towards the center for the center pin, center beanbag, or touching their scoring pin

with hand(s) to finish. Contestants who knock over a circle pin are disqualified. Passing rule applies. Tag rule does not apply. Contestants should continue running even though someone tags or passes them. (see General Rules "Passing Rule")

### **EVENT 6 — FOUR-WAY TUG**

Four players – two heats: Heat #1 – two 5<sup>th</sup>/6<sup>th</sup> grade girls      Heat #2 – two 5<sup>th</sup>/6<sup>th</sup> grade boys

**Scoring:**            1st place only - two points each heat

**Equipment:** rope and four beanbags, one of which is placed on the diagonal line for each team. The rope is about 16' long and is spliced to form a loop which makes a circle about 5' in diameter. The rope is marked at four equally spaced points.

Two players from each team take hold of the rope with their hands at one of the four marked points. Players are not permitted inside the rope. Play starts with rope taut. One beanbag is placed on the diagonal line for each team (3rd-4th graders on the 11' mark; 5th-6th graders on the 12' mark). When beanbag is moved, it is to be flush with the top of the tape. At starting signal, all players pull the rope toward the beanbag on their team diagonal line. Temporary loss of the rope during the tug will not disqualify a player, but the player who picks up the beanbag must have one hand securely on the rope at the same time in order to win. To make it easier to reach the beanbag, players, while holding the rope, may

use their feet to draw the beanbag closer.

While the teams are tugging, judges on the diagonal line, when signaled by the official starter, will move the beanbags 12 inches closer to the center every 15 seconds. If a bag is moved off the mark on the diagonal line during play, it will be placed on the proper mark at each 15-second signal provided that by doing so the team is not giving up an earned advantage.

The points for each heat will go to the team whose player first grabs the beanbag while still holding the rope.

Four way tug team members may wear gloves for this event only.

### **EVENT 7 — KNOCK IT DOWN**

Six players; six heats

Heats 1-3: girls

Heats 4-6: boys

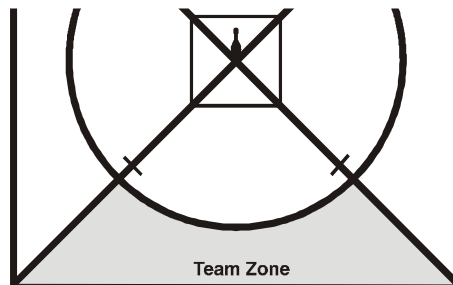
**Scoring:**            One point each heat

**Equipment:** Four beanbags, center pin

The player stands outside the circle with the beanbag, just behind the starting diagonal. At starting signal, team player runs around the circle, then to his/her team zone. Player tosses the beanbag at the center pin. First player to knock down pin wins. Players retrieve their own beanbag and go back to their own team zone outside circle and continue play until one player knocks the center pin down. Beanbags going outside of team zone may be retrieved.

Time limit – 60 seconds.

**Knock It Down Diagram**



### **EVENT 8 — MARATHON RELAY**

Three runners (two laps each) - one heat

One 3<sup>rd</sup>/4th grade boy & two 5<sup>th</sup>/6th grade boys

**Scoring:**            1st place - six points

                          2nd place - four points

**Equipment:** four circle pins, one baton per team, center pin/center beanbag or four scoring pins.

This relay is the same as the Sprint Relay except that runners will run two laps rather than one before passing the baton to the next runner, or before the third runner goes around his/her circle pin and towards the center for the center pin, center beanbag, or touching their scoring pin **with hand(s)** to finish. Runners who have completed two laps should leave to their right, away from the circle.

The runners must retain possession of baton

when finishing to be awarded points for this event.

Marathon Relay runners cannot participate in the Sprint Relay, Sprint Race, or the Marathon Race.

Passing rule applies. Tag rule does not apply. Contestants should continue running even though someone tags or passes them. (see General Rules "Passing Rule")

### **EVENT 9 — MARATHON RACE**

Two runners – two heats

Heat #1 – one 5<sup>th</sup>/6<sup>th</sup> grade girl

Heat #2 – one 5<sup>th</sup>/6<sup>th</sup> grade boy

**Scoring:** 1st place - six points  
2nd place - four points

**Equipment:** four circle pins and center pin/center beanbag or four scoring pins.

Marathon runner stands outside the circle, just behind his/her starting diagonal. At starting signal, six laps are run around the circle. The contestant then runs around his/her team circle pin and towards the center for the center pin, center beanbag, or touching their scoring pin **with hand(s)** to

finish. Contestants who knock over a circle pin are disqualified.

Passing rule applies. Tag rule does not apply. Contestants should continue running even though someone tags or passes them. (see General Rules "Passing Rule")

### **EVENT 10 — BALLOON RELAY**

Ten players – two heats

Heat #1 - five girls

Heat #2 – five boys

**Scoring:** 1st place – four points each heat  
2nd place - two points each heat

**Equipment:** one balloon per team and center pin/center beanbag or four scoring pins.

The diagonal line is divided into three zones. A tape marker eight feet from the center divides Zone 1 and Zone 2; Zone 3 is outside the circle.

Each heat plays as follows: Five players, straddling the diagonal line, line up and face the center (see Diagram).

The first player stands in Zone 1, and the fifth player stands in Zone 3. The first player holds the balloon with both hands with the balloon touching the back of his/her neck while waiting for the starting signal. At starting signal, balloon is passed through the legs of the first four players to the fifth player who is in Zone 3. It is not necessary for each player to touch the balloon.

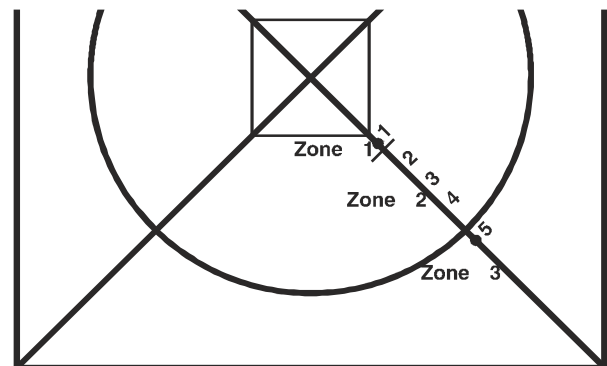
Only the players in Zones 1 and 3 will be disqualified for crossing floor markings only when they are in possession of the balloon.

**When passing the balloon between his/her legs, the player in Zone 1 must not step over the tape marker between Zones 1 and 2, and must straddle the diagonal line. When receiving the balloon from Zone 2, the player in Zone 3 must not step over the circle line and must straddle the diagonal line.**

On completion of the pass from Zone 1, players one through four may begin to assume the positions required for the next cycle.

When the player in Zone 3 receives the balloon, he/she runs to his/her new position in Zone 1. When the player who started in Zone 1 has worked his/her way back to Zone 3 and has received the balloon, he/she runs toward the center to finish. He/she must maintain possession of unbroken balloon to receive points for this heat. If a balloon breaks, the team is disqualified for that heat.

**Balloon Relay Diagram**



**Official Awana Circle**

The Awana Circle is 30 feet in diameter surrounded by a 37-40 foot square. Each team is designated by a color and occupies a quarter-circle or one side of that square.

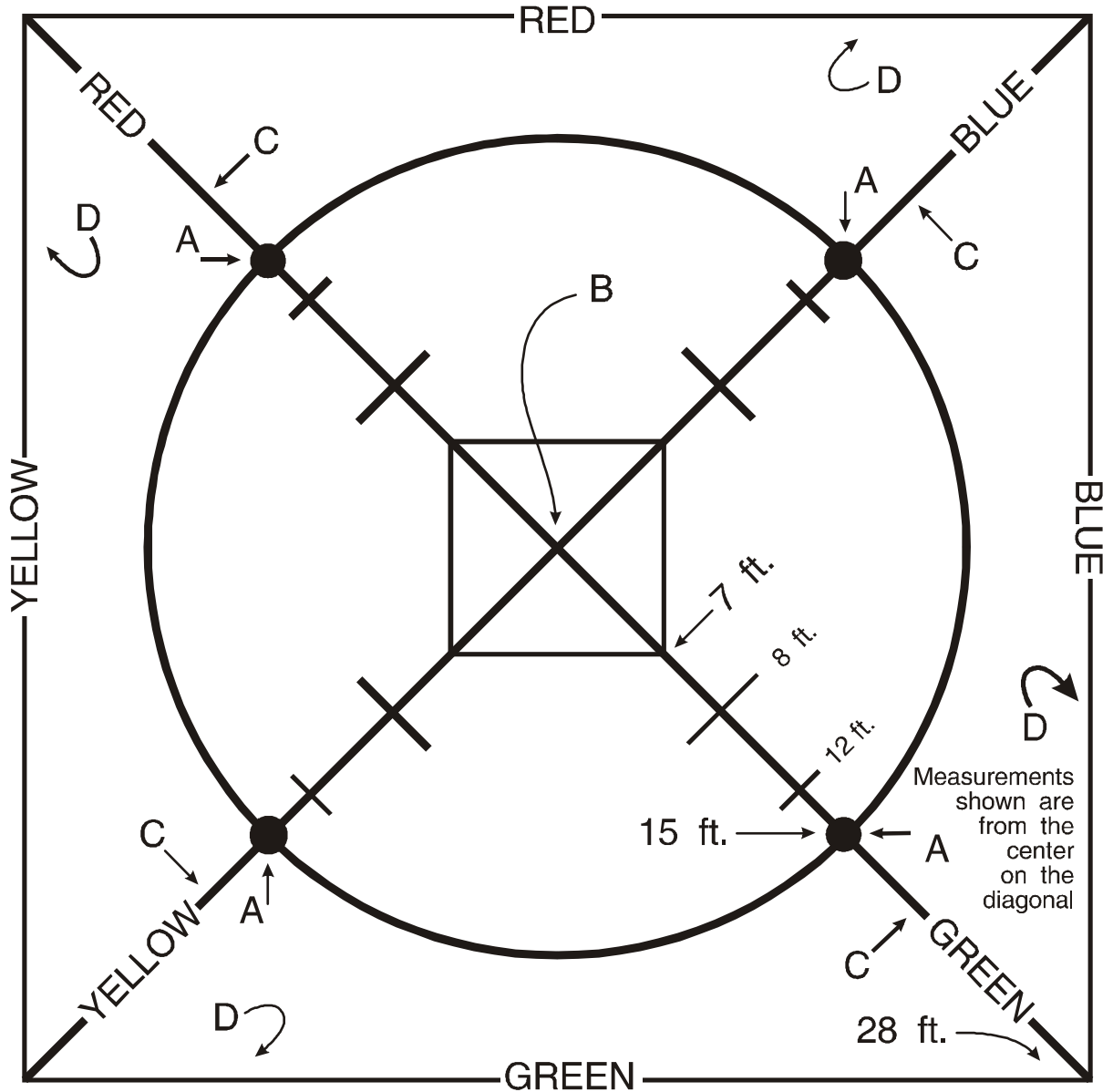
**Key to diagram:**

A—Circle Pins

B—Center Pin; Center Beanbag

D—Team Lines or Olympic Square

Starting position of player(s) is indicated with the rules for each event. Make sure your team is familiar with the Awana Circle.



AwanaGames™ meets are exciting, but they couldn't even be scheduled without your Awana missionary. He's doing a big job, and he needs help. You invest time and effort in your local club...are you investing in your missionary, too?

Your Awana missionary travels throughout his territory starting new clubs/programs and counseling established ones. But he's often hindered by lack of support.

Today, more than ever, your Awana missionary needs people to share in his ministry. Can he count on your faithful support?

*...the laborer is worthy of his hire.*

Luke 10:7

IF ANY QUESTIONS CONTACT THE EVENT SPECIALIST IN YOUR AREA OR CONTACT MARLIN & DONNA FULLER AT:

814-724-6380

[marlinf@awana.org](mailto:marlinf@awana.org)

[donna@awana.org](mailto:donna@awana.org)

Marlin & Donna Fuller

PO Box 1382

Meadville, PA 16335



Awana Clubs International  
1 E Bode Rd  
Streamwood, IL 60107-6658  
[www.awana.org](http://www.awana.org)  
630-213-2000

3rd through 6th grade